

Name Registration on the Moodle Platform for Students

Dear students,

at the beginning of a seminar all course participants usually meet in a room, are greeted by the lecturers, receive introductory information regarding organisation and content of the course and finally get to know each other. Name tags are frequently used to make addressing each other easier. It enables us to know, with which name a person would like to be addressed.

This first get to know situation with handwritten name tags has to be recreated digitally via online sessions. Personal data like first name and last name will be transferred from the course enrolment system in to Moodle in an automatically digital process. First name and last name are shown in Moodle activities. In the beginning of 2021 a modified name registration was implemented of ASH IT. During the implementation phase of the modified name registration process the needs of people, who have adopted a personally chosen name differing from the one stated on their ID or birth certificate, were taken into special consideration.

A new version of moodle now offers a more viable option of name changing, in order to meet the requirements of a possibly most realistic seminar situation.

Table of Contents

<u>1. Background.....</u>	<u>1</u>
<u>2. Name Registration.....</u>	<u>3</u>

1. Background

Why is this so important? Using a new name may be due to various reasons¹, e.g.:

incompatibility of preferred gender identity or expression with given name:

Some people may use a self-chosen name, if the name stated on their ID represents a gender identity that does not match with how they actually identify. (An official name change for this reason is accompanied by high bureaucratic barriers in Germany and not accessible to every person.)

¹ We express our thanks to Prof. Dr. Nivedita Prasad and Prof. Dr. Utan Schirmer for the listing of possible reasons for using a self-chosen name. This should however not be considered an exhaustive list of reasons.

violence: Having experienced violence & abuse that is associated with the name, e.g. childhood abuse. For these people the name remains a constant reminder of the abuse and is therefore a strain on their mental well being.

wanting to escape the political affiliation of one's parents: If the name is indicative of a problematic political affiliation within one's family home, e.g. the name Adolf.

names being the result of political oppression:

Some people bear „official“ names that actually weren't used. An example would be Kurdish parents, who were forbidden from giving their children Kurdish names or did not wish to do so, to protect them from discrimination. About forty years ago there was a brief TEMPORARY regulation, mandating non German parents to give their children German names. These people also bear official names differing from the names they use in their day to day life.

adjustment of names for matters of easier communication:

Some names are perceived as difficult (e.g. pronunciation) in new contexts, people then adjust their names accordingly, in order to not be addressed incorrectly all the time, but also to make communication easier with others. For example the name Nivedita/Nita.

name changes, to prevent racist discrimination:

A person changes their name hoping to reduce the threat of racist discrimination. Possible examples: Shortening Mohammed to Mo or Israel to Isi.

name changes to prevent classist discrimination:

A person, with a name that is possibly indicative of a certain social class (e.g. Kevin, Chantal), may choose a different name with the hope of reducing the possibility of classist discrimination.

name changes, to hear oneself better:

This is the case, when a person with impaired hearing bears a name with soft consonants and vocals (e.g. Ben). Changing one's name to a variant with many long hard consonants and vocals (e.g. Frederick) increases the chance of hearing one's own name when called for.

Other reasons:

Any person, who does not feel comfortable with their official name, because they use a different name (or a shortened version) in their day to day life.

This includes adjustments in the management of Moodle and applies to lecturers and students equally. We try to be as user-friendly as possible, but unfortunately it turns out that under the given circumstances the real teaching / learning situation cannot be technically converted to online formats in all aspects. We apologize for any inconveniences and associated increased efforts on your part! We hope that what has always been practiced at ASH, the creation and labeling of name tags, as well as all other habits in the implementation of face-to-face seminars, can be practiced again as soon as possible.






Name Registration is described below.

2. Name Registration

The names of the participants of a course will initially be displayed in Moodle in the participant list as follows:

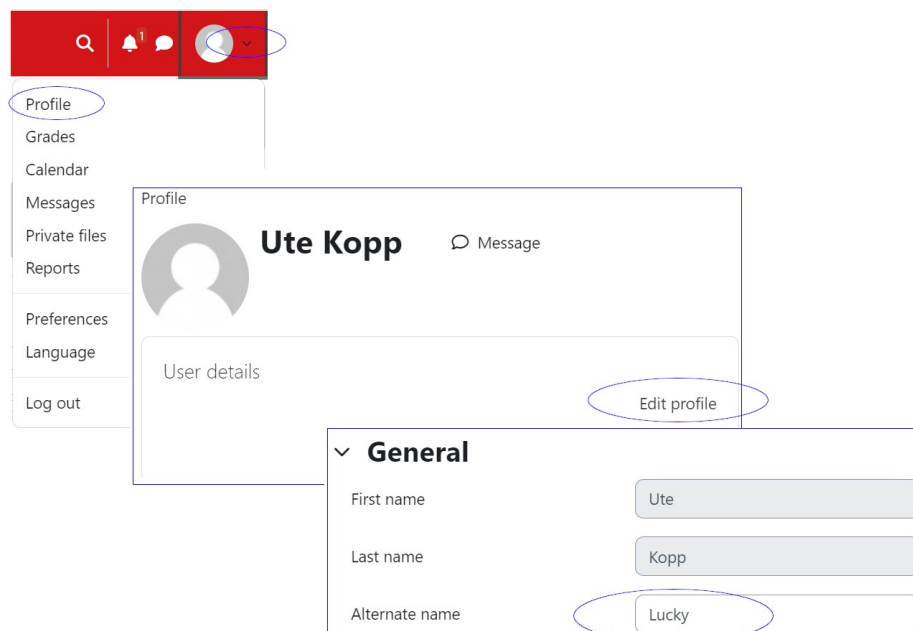
Testkurs

Course Participants Grades

	<u>Alternate name</u> / <u>Last name</u> ▲	<u>Roles</u> —
<input type="checkbox"/>	—	—
<input type="checkbox"/>		Kursverantwortliche_r
<input type="checkbox"/>	 <u>Ute Kopp</u>	Student_in
<input type="checkbox"/>	 <u>Cato LaLuna</u>	Student_in
<input type="checkbox"/>	 <u>Vivian Schulz</u>	Student_in
<input type="checkbox"/>	 <u>Eva Xteste</u>	Student_in

The ad follows the pattern ***Alternate name² / Last name***. The information is retrieved from the electronic enrolment system by default. The entry under ***Alternate Name*** can be changed, if desired, as described below:

At the beginning of a seminar or when you log in to Moodle for the first time, you enter your name once, with which you would like to be addressed in the course, in the ***Alternate name*** input field in your personal profile (top right).



The screenshot shows the Moodle user interface. At the top, a red navigation bar contains a search icon, a bell icon, and a user profile icon (circled in blue). Below the navigation bar, a sidebar menu lists various options: Profile (circled in blue), Grades, Calendar, Messages, Private files, Reports, Preferences, Language, and Log out. The main content area displays the user's profile for 'Ute Kopp'. It includes a profile picture, the name 'Ute Kopp', and a 'Message' button. Below this, there is a 'User details' section with an 'Edit profile' button (circled in blue). A 'General' settings panel is open, showing input fields for 'First name' (Ute), 'Last name' (Kopp), and 'Alternate name' (Lucky, circled in blue).






² In the german Moodle version „Pseudonym“. The term „Pseudonym“ is determined by Moodle and cannot be altered. In this context „Pseudonym“ refers to the first name you would like to be addressed with in a seminar.

Save your entry with **Update profile** at the bottom of the page:

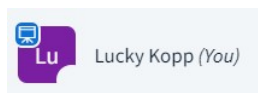
Update profile



Cancel

The names entered in the **Alternate name** input field then appears in the list of participants:

	<u>Alternate name</u> <u>/ Last name</u>	<u>Roles</u>
<input type="checkbox"/>	—	—
<input type="checkbox"/>		Kursverantwortliche_r
<input type="checkbox"/>	 Lucky Kopp	Student_in
<input type="checkbox"/>	 Cato LaLuna	Student_in
<input type="checkbox"/>	 Vivian Schulz	Student_in
<input type="checkbox"/>	 Eva Xteste	Student_in

The Alternate names entered will then be used in all Moodle activities such as the forum, Etherpad, BBB etc.:



	<u>Discussion</u>	<u>Started by</u>	<u>Last post</u>	<u>Replies</u> ↓	<u>Subscribe</u>	
☆	<u>Test falsche Datei hochgeladen</u>	 Eva Xteste 12 Jun 2023	 Lucky Kopp <u>23 Aug 2023</u>	1	<input checked="" type="checkbox"/>	⋮

For your information: **All** names are visible in lecturers view.

If you have any questions or would like to offer feedback, please contact koop@ash-berlin.eu or by ticket <https://ticket.ash-berlin.eu>.

Translated into English by: Breandán Drewes (student tutor) and Ute Koop (staff ComZ)